



Fall hair trends to keep you of-the-moment

BY HILARY ADLEBERG &
REBECCA NORRIS

No matter how awesome your apparel, remember that no look is complete without the perfect hairstyle to top it off. It is the intro to your outfit and, when done appropriately, can be the perfect embellishment to every ensemble. Get tips from Ace stylists on how to replicate this season's salon styles that are flooding the runways and red carpets, including a few top-secret tricks of the trade usually only shared from stylist to stylist.

SHUTTERSTOCK.COM/SANDRA CUNNINGHAM (VECTOR PATTERN THROUGHOUT); UTA BEAUTY (CURLING IRON & WELLA SPRITZ); AHAAGE (DETAILING CREAM);
BUMBLE AND BUMBLE (SHINE ON AND ON); PAUL MITCHELL (WAX WORKS); SHUTTERSTOCK.COM/BRUNO BECKER (BOBBY PIN); SHUTTERSTOCK.COM/INWA (HAIR TIE)


PR @ Partners

MULTIPLE NOVA LOCATIONS
PRATPARTNERS.COM




Political Chic

Dry hair completely. Section hair into thirds. Spray **Thermal Image Heat Protection Spray** throughout each section while ironing with the **GHD Ceramic Styler**. Use a fine-tooth comb to ensure an evenly distributed amount of hair is traveling through the iron. Apply **Tigi Head Rush** for a sleek, shiny finish.



The 1920s

Create a strong side part using a rat tail comb. Begin twisting hair away from face, starting at the part line. Bobby pin along the seam. Twist and pin until you have 1 inch of hair left. Tuck remaining bit of hair into the twist. Spray tip of comb with **Sebastian Reshaper Hairspray** to smooth down any flyaways.



Soft Waves

Apply **Sebastian Whipped Cream** to naturally dried hair. Blow dry hair on low until it's dry to the touch. Wrap 1-inch sections around a 1 ¼-inch curling iron. Apply **Wella's Ocean Spritz** and scrunch.




PRODUCT RECOMMENDATIONS

- 1 Rat Tail Comb
\$2.95, ulta.com
- 2 Wella Thermal Image Heat Protection Spray, \$14, ulta.com
- 3 Wella Ocean Spritz Beach Spray
\$16, ulta.com
- 4 Sebastian Reshaper Hairspray
\$16.95, ulta.com
- 5 Sebastian Whipped Cream
\$19.95, ulta.com
- 6 GHD 1-inch Ceramic Styler, \$185, ulta.com
- 7 Hot Tools Gold Curling Iron 1 ¼-inch barrel \$42.99, ulta.com

W Salon

703-395-8105


6025-G BURKE CENTRE PARKWAY, BURKE
WSALONVA.COM



Tousled Chignon

Slightly tease multiple layers of the hair, starting at the scalp and moving out to give it some volume. Smooth hair back. Grab a manageable amount of hair at ear-level and begin twisting away from the hairline. Continue twisting, gathering hair along the way until you reach the nape of the neck. Secure twist with bobby pins. Repeat step on other side. Once twists on both sides are secured, gather hair and form a loose spiral bun and finish with bobby pins. This will create a tidy, twisted chignon.

For a tousled, devil-may-care look, gently pull small sections of hair out of order. Be careful not to destroy the updo, but this fall the messy bun is in, so don't be afraid to shake things up a bit.



French Twist Bouffant

You want to go in and tease the hair a lot to create big volume. When teasing, start at the roots and work your way up. Tease virgin or untreated hair, then spray with hairspray to lock in the hold. Be sure not to tease around the hair line. Keep the outside neater for a cleaner end result. After all inner hair is teased, start forming your bouffant. Gently sweep top layer of hair over teased portion. Apply a ladder of locked-in bobby pins about three-pins tall to the center left of the back of your head, pushing your hair to the right. Take hair and gently twist up in a slight spiral. Use bobby pins where necessary to uphold structure. A skinny headband is the perfect addition to finish off the bouffant.

PRODUCT RECOMMENDATION



Wax Works® EXTREME TEXTURE

BASICS: Creates bold texture and definition.

BENEFITS: Makes hair super shiny.

BONUS: Provides enough hold for even hard-to-control hair.

DETAILS: Flexible resins and vegetable-based conditioners define and add texture. Algae, aloe, jojoba, henna and rosemary create high shine.

PRO TIPS

"I believe in having a dirty-hair day, especially when your hair is chemically treated. It keeps the hair healthier, not shampooing every day. I always try and teach my clients how to do a simple five-minute updo. Dirty hair also adds some texture, but I like to add a little more texture in there."

Lawhorn's bobby pin locking method: "When you want to keep your hair from moving, you want to overlap the bobby pins in almost a ladder effect. Place one bobby pin close to scalp, then crisscross another bobby pin over the previous one and pull through, creating a sturdy, locked-in support system."

- **SUE LAWHORN**

stylist and director of W Salon



Pristine Pony

Hook a rubber band with two bobby pins on either end. Once you have the ponytail situated, with bumps brushed out and flyaways tamed, stick one of the bobby pins straight down into the middle of the top of the tail. With your hand still holding the ponytail, continue to wrap the rubber band around the hair until the band is taut, and then proceed to stick the other bobby pin in close to the scalp to secure the hold. This method keeps the initial smoothing efforts maintained. Comb through it again. If you'd like to give it a natural look, grab some hair from the bottom, wrap it around the rubber band and finish it with another bobby pin. Use **Paul Mitchell Wax Works** to smooth out the hair.



"Color is an easy way to make a subtle or dramatic change without the fear that many women have about losing the length of their hair. The ombre [darker, more natural hues at the roots with gradually dyed lightening at the ends] is going nowhere anytime soon, and red is super hot for the fall."

- **VANESSA ROSE**
award-winning colorist
at Maude Hair Salon

SHUTTERSTOCK.COM/OLEG GERMAN (PRISTINE PONY)



Trinity MedSpa

Look Young and Sexy

226 West Maple Ave., Vienna, VA | 703-281-2497 | trinitymedspa.com

We take our time to understand your skin. Our staff will educate and introduce you to skin care programs and products that will help you to achieve and maintain younger, healthier skin.

Laser Hair Removal
Microdermabrasion

Hyper-pigmentation
Body Wrap

Tattoo Removal
Chemical Peel

Book your appointment with us today!



a unique
scandinavian
experience for
women & men

dansk
day spa at occoquan

Wellness in Body, Mind, & Spirit

Spa packages | Massages
Advanced Skin & Body Care | Holistic Care
Facial Treatments | The HydraFacial™
Cosmetic & Permanent Make-Up
Waxing / Brazilian | Botox & Filler Injections
Tanning | Natural Nail Care / Shellac

703.492.1991

212A Commerce Street
Occoquan, VA 22125

www.danskdayspa.com



bazzak
hair salon

CUTTING EDGE SALON LOCATED.
IN THE HEART OF *historic*
OLD TOWN ALEXANDRIA

1110 KING STREET
ALEXANDRIA, VA
703-548-5159
BAZZAKSALON.COM




PRatPARTNERS
Salons & Spas

Featured in -
Northern Virginia Magazine

Smitten Salon

571-527-0200
3000 WASHINGTON BLVD., ARLINGTON
THESMITTENSALON.COM



**Messy French
Twist-Bun**

OR



**Bardot-Esque
Bouffant**



START HERE: Using a 1 ½-inch ceramic curling iron, curl all hair. Pin up all the curls, which will allow them to set in. Use **Bumble and Bumble Spray de Mode Hairspray**, and spray all curls. Wait for hair to cool off so that it can set. (If you play with it when it's hot, then your curls will fall out.) Take out the pins once hair has cooled off, and brush through curls with a teasing comb. Take sections of hair, and lift straight up and push down (from mid-shaft toward the root) 2-3 times. Start this process where you want to see it lift, and continue backward until you reach the crown of your head. Brush the front layer, and spread over top the teased hair. Loosely pin back sides with bobby pins. Spray **Bb Hairspray** periodically. Use the tip of a rat tail comb, and stick it into teased hair to lift.



THEN: Take left side of hair and pull to the right and pin. Use rat tail comb, and insert into hair around crown and pull up to make it look slightly disheveled, which will give an effortless look to the style. Spray with **Bb Hairspray**.

OR

THEN: Spray **Bb Brilliantine Shine Crème** over ends of hair to seal away flyaways. The styling crème leaves your hair looking slept-in and sexy. Finish by spraying **Bb Shine On (and On ...)** finishing spray to add shine.

JON DAVID SALON

goes in-depth with deep color. Fall starts with colors and lots of warmth and depth ...

703-924-3835
6720 Commerce St.,
Springfield
jondavidsalon.net

Veiling is a nice natural look for this fall. It's color on color with different tones, lots of shine and depth. There is minimum maintenance if used with demi-color. The idea of veiling would be applying a semi-permanent or demi-hair color all over your previously colored hair or natural hair to bring out your own natural tones or give a healthy and shinier look.

MELANIE AMOSSE (BOUFFANT); MELANIE AMOSSE (FRENCH TWIST)



PRODUCT RECOMMENDATIONS

- 1 Bumble and Bumble Brilliantine Shine Crème, \$22, sephora.com
- 2 Bumble and Bumble Shine On (and On ...) Finishing Spray, \$26, sephora.com
- 3 Bumble and Bumble Spray de Mode Hair-spray, \$27, sephora.com
- 4 Hot Tools CeramicTI Tourmaline Curling Iron 1 1/2-inch barrel, \$49.99, ulta.com
- 5 Rat Tail Comb \$2.95, ulta.com

BUMBLE AND BUMBLE (BUMBLE AND BUMBLE PRODUCTS); ULTA BEAUTY (COMB & CURLING IRON)

Another great option would be the **Ombre highlight**; these high lights are economic and low maintenance. Every time they fade, you can reapply different shades, from honey to copper to red.

jolie laide
SALON

Your best self - revealed.

Voted a Top Salon by
salon today 200

walk ins welcome
(appointments appreciated)

NEW & IMPROVED,
Under new management

703.330.8111 | www.jolielaidesalon.com | 12705 Braemar Village Plaza
located in the safeway shopping center Bristow, VA 20136

Studio **BE** Pilates

INTRODUCING
Barre Classes

Barre class is a unique, fun, high-energy class fusing legendary fitness techniques such as pilates, ballet, calisthenics and yoga.

www.studioBEPilates.com

4211 Fairfax Corner East Ave., Ste. #215, Fairfax, VA 22030 | 703-222-0122

Dream
WEDDING
giveaway

BE THE NEXT
DREAM WEDDING
WINNER!

learn more and enter at
NoVADreamWedding.com

NorthernVirginia
MAGAZINE



Are there wedding
bells in your future?

Ronnie Elias Salon

703-255-1114

2952 CHAIN BRIDGE ROAD E, OAKTON
RONNIEELIASSALONS.COM



Chunky Wave

FOR THICK HAIR

Wash and condition hair with **Biomega Moisture Shampoo and Moisture Conditioner**. Towel dry the hair until 70-percent dry. Layer in **Aquage Fortifying Ultragel** and **Aquage Sea Salt Texturizing Spray**, and work through the hair. Dry hair using your hands. Comb through a section of hair about 1 ½ inches wide. Starting at the end of the section of hair, using a 1 ¼-inch curling iron, roll up using the entire surface of the iron in a spiral fashion. When the hair feels hot to the touch, gently remove the hair from the iron as not to disturb the curls, pin them and allow them to cool. This will ensure a long-lasting set. After hair cools, remove the pins and gently pull the curls into place using **Aquage Detailing Crème**. If you would like the hair more wavy, brush through the hair with a **Mason-Pearson boar-bristle brush**. Finish with **Aquage Finishing Hairspray**.



Chunky Wave

FOR THIN, OILY HAIR

Wash and condition with **Aquage Seaextend Volumizing Shampoo and Conditioner**. Towel dry the hair to 70-percent dry. Squirt a puff of **Biomega Up All Night styling foam** into your palm, work from roots to ends. Scrunch the hair dry by opening palms from ends, lifting up and squeezing hair. Finish hair by placing curls intermittently throughout the head with a 1 ¼-inch curling iron. Add **Aquage Detailing Crème** to loosen curls. Then, flip head over and, starting from ends of hair moving upwards, diffuse curls to enhance curls and add volume.



PRODUCT RECOMMENDATIONS

- 1 Aquage Seaextend Volumizing Shampoo & Conditioner 10 oz./5oz., \$26/each, drugstore.com
- 2 Aquage Sea Salt Texturizing Spray 8 oz., \$17, drugstore.com
- 3 Aquage Detailing Crème 4 oz., \$19, drugstore.com
- 4 Aquage Fortifying Ultragel 3 oz., \$22, drugstore.com
- 5 Aquage Finishing Spray 4 oz., \$19, drugstore.com
- 6 Biomega Moisture Shampoo & Conditioner 10 oz./5oz., \$17/each, sleekhair.com



Choppy Bob

For hair, shine is in the cut. Start with a texturized cut, to give it support with shine. Wash hair with **Biomega Silk Shampoo** and **Biomega Intensive Conditioner**. Then towel-dry hair to 70-percent dry and apply **Aquage Biomega Up All Night** throughout the hair. Using the hands to wrap dry hair, starting in the center back and going forward, wrap the hair in a half-circular direction, and repeat on the other side until the hair is dry. Then take a dollop of **Biomega Text Me flexible taffy**, and shape and separate hair into place as desired. Set the style with **Biomega Firm and Fabulous Hairspray**.





encore
a hair color salon

located near old town fairfax
| 4088 jermantown road,
fairfax, va 22030

color experts specializing in:
color correction
dimensional color and highlights
men's color blending
keratin treatments
men and women custom haircuts
relaxers and perms

walk-ins are welcome
visit encorecolorstudio.com
or call 703-352-8088
to schedule an appointment



UNPARALLELED RELAXATION
Massages · Body Treatments · Waxing · Rejuvenating & Exfoliating Scrubs
Body Wraps · Facials for Men & Women · Clinical Skin Care

1487 Chain Bridge Road, #200, McLean, VA 22101 | 703.448.6088 | www.spa-relief.com

MORE GREAT SALONS

Maude Hair Salon

703-464-5880
775 STATION ST.,
HERNDON
MAUDEHAIR.COM

Salon Khouri

703-273-7878
11725 LEE HIGHWAY,
FAIRFAX
SALONKHOURL.COM

Yvonne Salon

MULTIPLE NOVA LOCATIONS
YVONNESALON.COM

Reflections of You

703-591-5306
11213-L LEE HIGHWAY,
FAIRFAX
ROYSSALON.COM

BellaWest Eco Salon

703-608-8971
632 N. WASHINGTON ST.,
ALEXANDRIA
BELLAWESTECOSALON.COM

Image Salon and Boutique

703-771-0090
106 LOUDOUN ST. SW,
LEESBURG
IMAGESALONANDBOUTIQUE.COM

Urban Halo Salon

703-527-4256
2900-B CLARENDON BLVD.,
ARLINGTON
URBANHALOSALONARLINGTON.COM

Dolce Vita Salon and Spa

703-821-8600
6829 ELM ST.,
MCLEAN
DOLCEVITASALON.COM